

Flamingo Splash T-Dance

Date:	July 10, 2022
Location:	Courtyard Marriott - Downtown
Lead/Contact	Kevin Clevenger
Setup Date/Time	July 9, 2022 5pm-8pm July 10, 2022 9am-12noon
Breakdown Date/Time	July 10, 2022 - 5:00 pm to 8:00 pm
# Volunteers Needed:	10

Event Details

Flamingo Splash T-Dance will be held at the Courtyard Marriott – Downtown on July 10, 2022 from 12noon – 5:00pm.

Entertainment

- DJ
- Drag Queen
- Flaggers

Ticket Info

- Tickets are currently on sale at www.flockfestevents.org
- General Admission
 - \$20 General Admission Ticket
 - Includes entry into event and Discounted cocktails for \$9.00
- VIP
 - \$85 VIP Ticket
 - Includes entry into event
 - Complimentary Cocktails @ Inside VIP bar lounge
 - Splash Souvenir cup
 - \$10.00 Food Voucher to use at Hotel Restaurant
 - Complimentary Valet parking
 - Complimentary Bag Check
 - Event Souvenir Bag

Setup Info

- Sun shades
- FlockFest Color Feather flags
- Mini inflatable rainbow clouds/flamingos
- VIP Bar
 - Liquor
 - Cups

Breakdown Info

- Remove Sun shades
- Remove any décor/FlockFest Color Feather flags
- Remove remaining liquor/cups

Volunteers Needed

- Bag Check Station
- Front check-in station
- Pool elevator lobbys
- Setup/Breakdown

Event Check-in Process

Type of Wristbands	Description	Replacement cost
Pink Wristbands ** Special access to the 2 pool cabana sitting areas	VIP Sponsor wristbands <ul style="list-style-type: none"> • Bar tab – redeem at VIP Bar Lounge • Food tab – redeem down at Hotel Restaurant 	
Blue Wristbands REMOVE from Wrist Yesterday's Beach EVENT	NO GOOD REMOVE from Wrist Yesterday's Beach EVENT	REMOVE from Wrist
Orange Wristbands	VIP wristbands <ul style="list-style-type: none"> • Bar tab – redeem at VIP Bar Lounge • Food tab – redeem down at Hotel Restaurant 	
Green Wristbands	General Admission <ul style="list-style-type: none"> • No tabs • \$9 cocktails at Outside pool bar 	

Checklist of Items Needed for Event

Item	#	
Liquor		
VIP Cups		
Mini Rainbow/Flamingo floats		
AutoNation – DJ Truss		
Event Banners		
FlockFest Color Feather Flags		
A-Frame signs		

VIP Swag/Event Wristbands



Event Wristbands



	EVENT DATE All Events - All Weekend Sponsor VIP
	EVENT DATE Hunter VIP 7/8/2022 Beach Party 7/9/2022 VIP
	EVENT DATE Flamingo Splash T-Dance Sunday 07/10/2022 VIP
	EVENT DATE Flamingo Splash T-Dance Sunday 07/10/2022 General Admission

Flamingo Chain/Float



BEACH PARTY
7/9/2022





Exchange flamingo dog tag for a
event flamingo float at the "Birdcage"





Swag Items



Decor

Picture	Description	Comments
	<p>Giant FlockFest Inflatable sign</p> <p>Size:</p>	<p>NEEDS POWER</p>
	<p>(2) 13 ft Inflatable Flamingo Heads</p> <p>(4) 9 ft inflatable Flamingo Heads</p>	<p>NEEDS POWER</p>
	<p>FlockFest Event Flags</p>	
	<p>FlockFest Flag</p>	<p>This is for the Courtyard Marriott Staff to hang outside flagpole</p>
	<p>(16) FlockFest Flamingo Pillows</p>	<p>Mostly used to decorate the 2 big sponsor cabanas.</p> <p>Few can be used in the small sun chairs</p>
	<p>(8) Bag Check Shelves</p>	<p>These will be used to hold the VIP bags.</p> <p>See additional bag check info below</p>
 <p data-bbox="203 1837 581 1879">SpinCam 360° Photo Video Booth Manila & Cebu 360 Booth Rental and Rig ...</p>	<p>360 camera – provided by MM productions</p>	<p>Setup -far north side of poo. Area...(near the bathrooms)</p>

Sponsor Branding

Logo/Sponsor Name	Description	
	(400) Andrew Christian GA Cups	GA Bar area
	(300) Avita VIP Cups	VIP Bar area

Bag Check

Step 1:

Identify Sponsor or VIP event Guests. They will be wearing Pink or Orange FlockFest Event wristband

Event Wristbands



	EVENT DATE All Events - All Weekend Sponsor VIP
	EVENT DATE Flamingo Splash T-Dance Sunday 07/10/2022 VIP

Step 2:

Give each VIP. wearing a PINK or Orange FlockFest Event wristband, a keychain w/number to also wear on their wrist. This keychain/number will match the color/number label you attach to their bags.



Step 3:

You will take a black marker and write the corresponding wristband number. This will help identify and match the correct bag to their owner



Step 4:

Place the Bag in the corresponding color shelf....2 shelves for each color.